Adremot®
technologies



Product Catalogue

CONTENT:

NdFeB Magnet Arc 2
NdFeB Magnet Block 4
NdFeB Magnet Cylinder 6
NdFeB Magnet Disc/Ring 8
NdFeB Magnet Irregular 10
Ferrite Magnet 12
SmCo Magnet 13
AINiCo Magnet 14
Rubber Magnet 15
Magnetic Assembly 16
Magnetic Coupling, Magnetic Lift 20
Magnetic Separator 21
How to choose 22
NdFeb Pot Magnet with stamping shell 26
Ferrite Pot Magnet 32
Magnetic Name Badge 36
Custom Design 38
Electric Cabinet Lock 39
Pull Push Solenoid 45
Manual pernament magnetic lifter 49
Automatic pernament magnetic lifter 52
Welding positioner 53
Electro magnet 54
Push buttons 55
Keys 56

NdFeB Magnet

Neodymium magnet (also known as NdFeB, NIB or Neo magnet), the most widely used type of rare-earth magnet

1、Arc









2、Block













2
1

3、Cylinder





4、Disc/Ring









5、Irregular















Ferrite Magnet







SmCo Magnet

AlNiCo Magnet





Rubber Magnet





Magnetic Assembly





Magnetic Assembly




7 8 9 10 11 12 13 14 15



Magnetic Coupling



Magnetic Lift

Magnetic Seperator

How to choose

There are different types of magnets serving specific purpose.

Choose the suitable one for yourself.

A provider that can walk you through your buying process.

NdFeB Magnet

Advantages of neodymium magnets:

Creating a strong magnetic field has the magnetic properties of the best

High resistance to demagnetization

Often the most cost-effective choice

Disadvantages of neodymium magnets:

Not suited to high-temperature applications

Low corrosion resistance ,easy to rust, need surface treatment

Ferrite/Ceramic

Advantages of ferrite/ceramic magnets:

Excellent intrinsic coercive force

Less expensive

Low service temperature

Good demagnetization resistance

High corrosion resistance

Disadvantages of ferrite/ceramic magnets:

Brittle (may break, crack, or chip upon sudden collisions with other magnets or metals)

They can acquire only simple shapes

Aluminum–Nickel–Cobalt (Alnico)

Advantages of Alnico magnets:

Can produce strong magnetic fields

Excellent resistance to corrosion

High physical strength (do not chip, crack, or break easily)

High temperature resistance (up to 540°C)

High magnetic flux density

Disadvantages of alnico magnets:

Can easily be demagnetized

Weaker magnetic pull

Samarium–Cobalt (SmCo)

Advantages of SmCo magnets:

Strong resistance to corrosion usually do not need to be coated

Be widely used in high or low temperature or poor working conditions

Extremely resistant to demagnetization

Disadvantages of SmCo magnets:

Samarium–cobalt magnets can easily chip

Eye protection must be worn when handling them

Expensive and subject to price fluctuations

Holding magnets are the most efficient design for gripping, holding and fixing. They can be provided in various sizes and holding force according to customer needs. They usually consist of magnet material enclosed in a metal 'pot'. The active magnet face is not enclosed.

The metal pot is to offer protection to magnet materials and to allow a magnet to be constructed with a feature, such as a screw thread, which is not possible using the magnet material alone. The metal pot usually has to be coating or housing to anti rust.

NdFeB Pot Magnet with stamping shell

Features:

Material: Rare- earth Neodymium
Iron case: stamping processing
Coating: Zinc, Nickel, chrome, Epoxy etc.
Temperature: standard 80 degree C for Neodymium
Mounting types: Refer to following drawing.
Plastic Ring between.



Part No.	Dimensions(mm)					Pull Force(N)
	D	d1	d2	H	Weight(g)	
NP-A16	16	3.5	6.5	5.2	7	49
NP-A20	20	4.5	8.6	7.2	15	58
NP-A25	25	5.5	10.4	7.7	24	137
NP-A32	32	5.5	10.4	7.8	39	245
NP-A36	36	6.5	12	7.6	50	284
NP-A42	42	6.5	12	8.8	77	362
NP-A48	48	8.5	16	10.8	120	666
NP-A60	60	8.5	16	15	243	1097
NP-A75	75	10.5	19	17.8	480	1587



Part No.	Dimensions(mm)					Pull Force(N)
	D	d1	d2	H	Weight(g)	
NP-B16	16	3.5	6.5	5.2	6.5	39
NP-B20	20	4.5	8	7.2	13	58
NP-B25	25	5.5	9	7.7	22	137
NP-B32	32	5.5	9	7.8	38	225
NP-B36	36	6.5	11	7.6	48	284
NP-B42	42	6.5	11	8.8	75	313
NP-B48	48	8.5	15	10.8	114	617
NP-B60	60	8.5	15	15	235	931
NP-B75	75	10.5	18	17.8	460	1519



Part No.	Dimensions(mm)				Weight(g)	Pull Force(N)
	D	M	h	H		
NP-C10	10	3	5	12	3.5	21
NP-C12	12	3	5	12	5	31
NP-C16	16	4	5.2	14	9	53
NP-C20	20	4	7.2	16	16	88
NP-C25	25	5	7.7	17	26	215
NP-C32	32	6	7.8	18	43	333
NP-C36	36	6	7.6	17.6	54	401
NP-C42	42	6	8.8	18.7	83	666
NP-C48	48	8	10.8	24	130	793
NP-C60	60	8	15	31.5	256	1107
NP-C75	75	10	17.8	35	510	1607

Part No.	Dimensions(mm)					Weight(g)	Pull Force(N)
	D	d	M	h	H		
NP-D10	10	6	3	5	12	4	21
NP-D12	12	6	3	5	12	6	31
NP-D16	16	6.5	4	5.2	13.5	9	53
NP-D20	20	6.5	4	7.2	15	17	88
NP-D25	25	7.5	5	7.7	17	28	215
NP-D32	32	10	6	7.8	18	45	333
NP-D36	36	10	6	7.6	18.5	55	401
NP-D42	42	10	6	8.8	18.8	84	666
NP-D48	48	12	8	10.8	24	130	793
NP-D60	60	12	8	15	28	263	1107
NP-D75	75	17	10	17.8	35	515	1607

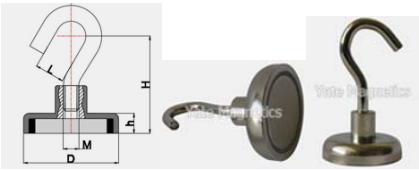

Part No.	Dimensions(mm)					Weight(g)	Pull Force(N)
	D	M	h	H	L		
NP-E10	10	3	5	27	6	6	21
NP-E12	12	3	5	27	6	8	31
NP-E16	16	4	5.2	30	7.5	12	53
NP-E20	20	4	7.2	32	7.5	21	88
NP-E25	25	5	7.7	32	8.5	33	215
NP-E32	32	6	7.8	36	10	54	333
NP-E36	36	6	7.6	36	10	64	401
NP-E42	42	6	8.8	37	10	93	666
NP-E48	48	8	10.8	45	11	150	793
NP-E60	60	8	15	50	11	283	1107
NP-E75	75	10	17.8	62	16	555	1607

NdFeB Pot Magnet with stamping shell

Features:

Material: Rare- earth Neodymium
Iron case: machine processing
Coating: Zinc, Nickel, chrome, Epoxy etc.
Temperature: standard 80 degree C for Neodymium. For higher temperature, please inform when ordering.
Mounting types: Refer to following drawing.

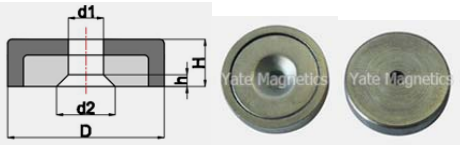

Part No.	Dimensions(mm)					Weight(g)	Pull Force(N)
	D	d2	d1	h	H		
NP1.0.001	16	6.6	3.5	1.5	4.5	6	75
NP1.0.002	20	9	4.5	2	6	15	105
NP1.0.003	25	9	4.5	3	7	25	160
NP1.0.004	32	11	5.5	3	7	40	310
NP1.0.005	40	10.6	5.5	4	8	75	500



Part No.	Dimensions(mm)					Weight(g)	Pull Force(N)
	D	d2	d1	h	H		
NP2.0.001	20	8	3.1	3	4.5	10	95
NP2.0.002	25	11	6	5.5	7	20	135
NP2.0.003	32	11.5	6	5	8	35	280
NP2.0.004	36	12	5	5	7	47	350
NP2.0.005	40	10	5.5	5	8	73	460

Part No.	Dimensions(mm)				Weight(g)	Pull Force(N)
	D	h	H	M		
NP3.0.001	10	4.5	12.5	4	3	25
NP3.0.002	13	4.5	12.5	5	5	60
NP3.0.003	16	4.5	12.5	6	7.5	95
NP3.0.004	20	7	14	5	16	140
NP3.0.005	25	7	17	6	25	200
NP3.0.006	32	7	17	6	48	350



Part No.	Dimensions(mm)					Weight(g)	Pull Force(N)
	D	h	H	M	d		
NP4.0.001	10	4.5	11.5	3	6	3	25
NP4.0.002	13	4.5	11.5	3	6	6	60
NP4.0.003	16	4.5	11.5	4	8	9.5	95
NP4.0.004	20	6	13	4	8	18	140
NP4.0.005	25	7	14	4	8	25	200
NP4.0.006	32	7	15.5	5	10	48	350
NP4.0.007	40	8.5	15.5	6	10	60	500



Part No.	Dimensions(mm)				Weight(g)	Pull Force(N)
	D	H	M	W		
NP5.0.001	6	6	3	2.7	0.7	5
NP5.0.002	8	6	3	3	2	13
NP5.0.003	12	8	4	5	3.5	60
NP5.0.004	19	8	4	5	12	130
NP5.0.005	20	13	5	9.5	13	140
NP5.0.006	29	10	5	5	35	320
NP5.0.007	50	15	8	11.5	80	550
NP5.0.008	50	20	8	11.5	140	700

Part No.	Dimensions(mm)			Weight(g)	Pull Force(N)
	D	H	M		
NP6.0.001	6	20		2.5	10
NP6.0.002	8	20		3.5	25
NP6.0.003	10	20	4	4.5	45
NP6.0.004	13	20	4	7.5	70
NP6.0.005	15	20	4	15	110
NP6.0.006	20	25	4	28	180
NP6.0.007	25	35	5	45	200
NP6.0.008	32	40	6	75	450

Ferrite Pot Magnet

Features:

Material: Ferrite magnet or called ceramic
Coating of pot: Zinc, Nickel, Epoxy etc.
Temperature: Up to 150 degree C
Mounting types: Refer to following drawing.
Plastic Injection

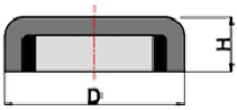

Part No.	Dimensions(mm)		Weight(g)	Pull Force(N)
	D	H		
FP1.0.001	10	4.5	2	4
FP1.0.002	13	4.5	3	10
FP1.0.003	16	4.5	4.5	18
FP1.0.004	20	6	10	30
FP1.0.005	25	7	19	40
FP1.0.006	32	7	30	80
FP1.0.007	36	7.7	40	100
FP1.0.008	40	8	55	125
FP1.0.009	47	9	80	180
FP1.0.010	50	10	100	220
FP1.0.011	57	10.5	140	280
FP1.0.012	63	14	230	350
FP1.0.013	80	18	485	600
FP1.0.014	100	22	900	900
FP.1.0.015	125	26	1680	1300

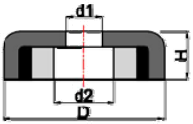

Part No.	Dimensions(mm)				Weight(g)	Pull Force(N)
	D	H	d1	d2		
FP2.0.001	13	4.5	3.3	5	3	6
FP2.0.002	16	4.5	3.3	5	4	14
FP2.0.003	20	6	3.3	5	8	26
FP2.0.004	25	7	4	10	15	32
FP2.0.005	32	7	4	10	25	65
FP2.0.006	36	7.7	4	10	40	80
FP2.0.007	40	8	5.5	12	50	90
FP2.0.008	47	9	5.5	10	80	140
FP2.0.009	50	10	5.5	18	95	180
FP2.0.010	57	105	6.5	20	125	240
FP2.0.011	63	14	6.5	20	200	300
FP2.0.012	80	18	10.5	32	480	540
FP2.0.013	81.3	11.5	9.5	32	240	450
FP2.0.014	83	18	10.5	34	450	600
FP2.0.015	100	22	10.5	32	820	680

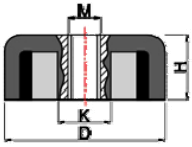

Part No.	Dimensions(mm)				Weight(g)	Pull Force(N)
	D	H	M	K		
FP3.0.001	50	10	6	18	105	170
FP3.0.002	63	14	8	20	235	250
FP3.0.003	80	18	10	28	490	400
FP3.0.007	90	18	10	30	620	620

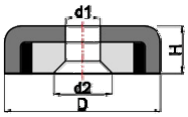

Part No.	Dimensions(mm)				Weight(g)	Pull Force(N)
	D	H	d1	d2		
FP4.0.001	16	4.5	3.3	6.5	4	14
FP4.0.002	20	6	4.2	8.6	9	27
FP4.0.003	25	7	5.5	10.4	16	36
FP4.0.004	32	7	5.5	10.4	27	72
FP4.0.005	40	8	5.5	10.4	53	90

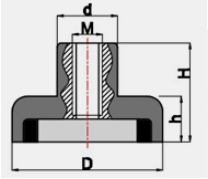

Part No.	Dimensions(mm)					Weight(g)	Pull Force(N)
	D	h	H	d	M		
FP5.0.001	10	4.5	11.5	6	3	3	4
FP5.0.002	13	4.5	11.5	6	3	5	10
FP5.0.003	16	4.5	11.5	6	3	6	18
FP5.0.004	20	6	13	6	3	11	30
FP5.0.005	25	7	15	8	4	22	40
FP5.0.006	32	7	15	8	4	32	80
FP5.0.007	36	7.7	16	8	4	45	100
FP5.0.008	40	8	18	10	6	60	125
FP5.0.009	47	9	17	10	6	90	180
FP5.0.010	50	10	18	12	8	110	220
FP5.0.011	57	10.5	18	12	8	145	180
FP5.0.012	63	14	30	15	8	240	350
FP5.0.013	80	18	34	20	10	520	600
FP5.0.014	100	22	43	22	12	940	900
FP5.0.015	125	26	50	25	14	1720	1300



Part No.	Dimensions(mm)				Weight(g)	Pull Force(N)
	D	h	H	M		
FP6.0.001	10	4.5	11.5	3	3	4
FP6.0.002	13	4.5	11.5	3	5	10
FP6.0.003	16	4.5	11.5	3	6	18
FP6.0.004	20	6	13	3	11	30
FP6.0.005	25	7	15	4	22	40
FP6.0.006	32	7	15	4	32	80
FP6.0.007	47	9	17	3	90	180
FP6.0.008	57	10.5	18.5	4	142	280
FP6.0.009	63	14	29	4	235	350

Part No.	Dimensions(mm)			Weight(g)	Pull Force(N)
	D	H	d		
CPRB-20	30.07	4.57	3.30	19	22
CPRB-30	36.20	7.20	4.83	40	72
CPRB-50-1	51.70	8.00	4.95	78	110
CPRB-50-2	51.70	8.00	5.08	78	110
CPRB-70-1	66.80	9.90	6.60	170	270
CPRB-70-2	66.80	9.50	6.60	170	290
CPRB-80-1	81.28	11.30	7.14	266	360
CPRB-80-2	81.28	10.80	7.14	266	420
CPRB-85	98.30	12.95	9.60	443	500
CPRB-90	98.30	13.30	9.60	450	580

Magnetic Name Badge

Magnetic name badge will take the place of clips or pins to hold your name badge. It won't leave any trace or damage to your clothes. Two powerful neodymium disc magnets mounted on one metal plate make it much easier to use. And adhesive with liner on other metal plate used to display the name badge.

Various designs and sizes for choice:



SC-01
Size: 45*13mm.
Color: Green
Magnet Diameter: 8mm.



SC-02
Size: 45*13mm.
Color: Dark blue
Magnet Diameter: 9.5mm.

SC-03
Size: 33*13mm.
Color: Black
Magnet Diameter: 9.5mm.



SC-04
Size: 45*13mm.
Color: Black
Magnet Diameter: 9.5mm.



SC-05
Size: 45*13mm.
Color: Green
Magnet Diameter: 8mm.

SC-06
Size: 47*15mm.
Color: Black
Magnet Diameter: 9.5mm.



SC-07

Size: 45*13mm.

Color:Dark blue

Magnet Diameter: 10mm.



SC-08

Size: 45*13mm.

Color: Black

Magnet Diameter: 8mm.



TC-01

Size:45*13.5mm.

Color: Silvery

Magnet Diameter:9.5mm.

TC-02

Size:D20mm.

Color: Silvery

Magnet Diameter: 9.5mm.

TC-03

Size:60*14mm.

Color: Silvery

Magnet Diameter:10mm.

TC-04

Size:36*12mm.

Color: Silvery

Magnet Diameter:10mm.

Custom Designs

Besides the magnetic assemblies listed on our products catalogue, we are always ready to design and manufacture other magnetic holding assemblies with special specifications according to customers' requirements, drawings and samples.

Magnetic assemblies are consists of several materials, besides the magnet. It is usually combined with metal which will be much powerful than individual magnets. They are widely applied in industrial processing like construction, engineering, automotive, electronic and agricultural, etc. Magnet assemblies are used for mounting, lifting, holding, fixing and transferring objects, such as pot magnet, magnetic tool bar, magnetic catchers, Lifting Magnet etc.

When selecting magnet assemblies, consider the environment in which the assembly will be used, like temperature. What is the holding force needed based on the size and weight of the parts involved and how will the assembly be secured, whether bolted, mounted, fastened or adhered? Also, consider the shape of the magnet desired (e.g. disc, ring, rectangle, etc.) and the size, including diameter, length, width and height. Knowing what variation in dimensions is allowed (tolerances) is important. Price and quantity are also considerations.

Electric Cabinet Lock

Photo:					
Model:	PW-201	PW-201A	PW-201B	PW-203A	PW-205
Test Signal wire:	no	yes	yes	yes	yes
Connector:	SM2.54 - 2P	SM2.54 - 2X2P	XH2.54 - 4P	SM2.54 - 2X2P	SM2.54 - 2X2P
Weight(g):	152g/pc	152g/pc	152g/pc	176g/pc	40g/pc
Size(mm):	73 x 58 x 13	73 x 58 x 13	73 x 58 x 13	73 x 66 x 13	73 x 58 x 13
IP Protect:	IP20	IP20	IP20	IP20	IPX4
Features:	Standard	With test wire	With test wire	Big force and size	Waterproof

Electric Cabinet Lock

Model: PW-201
Standard, without test wire

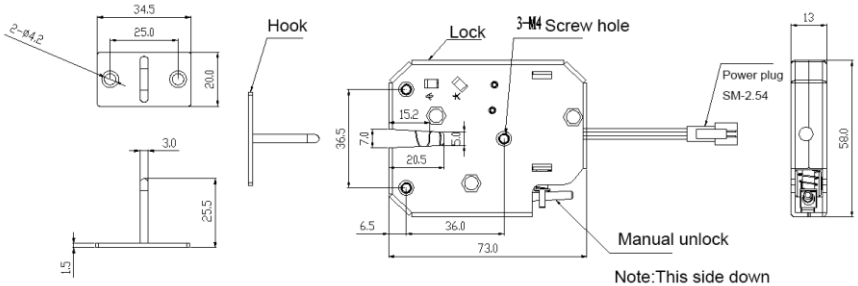

Model: PW-201

Size:	73 x 58 x 13mm, 152g/pc
Material of lock body	Carbon steel
Surface treatment	Electroplating paint (Salt spray Test: over 500 hours)
Working power	12V/2A, 24V/0.8A or as you requested
Operating method	Independently (close door to be locked, power on to unlock)
Emergency unlock	With emergency unlock mechanism (manual unlock rod)
Connector type	SM2.54-1x2P
Mechanical life	>500,000 times
Height of Hook	21/22/25/29/33mm
Security	The hook can withstand 150kg pull force, shockproof and tamperproof
Working temperature	-20℃ ~ +60℃
Application	Storage cabinet; logistic cabinet; vending machine

Electric Cabinet Lock



Model: PW-201A
With test signal wire

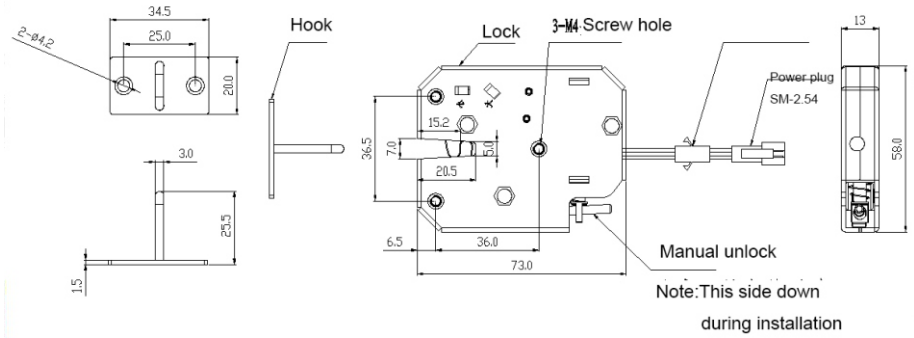

Size:	73 x 58 x 13mm, 152g/pc
Material of lock body	Carbon steel
Surface treatment	Electroplating paint (Salt spray Test: over 500 hours)
Working power	12V/2A, 24V/0.8A or as you requested
Operating method	Independently (close door to be locked, power on to)
Emergency unlock	With emergency unlock mechanism (manual unlock rod)
Connector type	SM2.54-2x2P
Mechanical life	>500,000 times
Height of Hook	21/22/25/29/33mm
Security	The hook can withstand 150kg pull force, shockproof and tamperproof
Working temperature	-20℃ ~ +60℃
Application	Storage cabinet; logistic cabinet; vending machine,

Electric Cabinet Lock

Model: PW-201B
With test signal wire

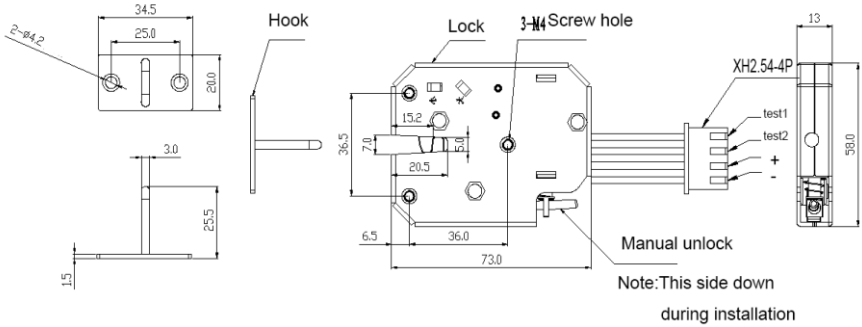

Size:	73 x 58 x 13mm, 152g/pc
Material of lock body	Carbon steel
Surface treatment	Electroplating paint (Salt spray Test: over 500 hours)
Working power	12V/2A, 24V/0.8A or as you requested
Operating method	Independently (close door to be locked, power on to)
Emergency unlock	With emergency unlock mechanism (manual unlock rod)
Connector type	XH2.54-1x4P
Mechanical life	>500,000 times
Height of Hook	21/22/25/29/33mm
Security	The hook can withstand 150kg pull force, shockproof and tamperproof
Working temperature	-20℃ ~ +60℃
Application	Storage cabinet; logistic cabinet; vending machine,

Electric Cabinet Lock



Model: PW-203A
With Push rod and powerful
With test signal wire

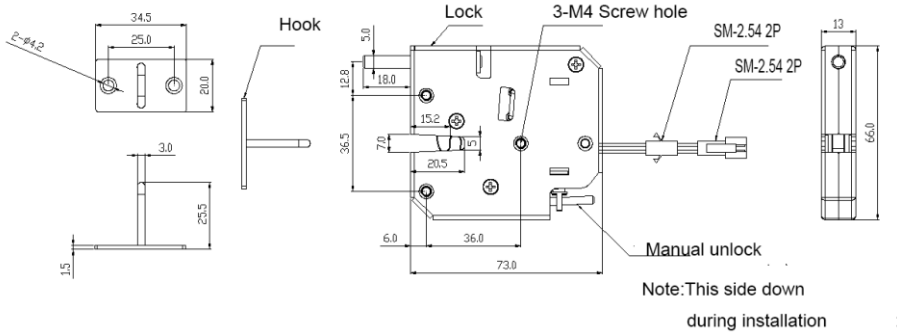

Size:	73 x 66 x 13mm, 176g/pc
Material of lock body	Carbon steel
Surface treatment	Electroplating paint (Salt spray Test: over 500 hours)
Working power	12V/2A, 24V/0.8A or as you requested
Operating method	Independently (close door to be locked, power on to unlock)
Emergency unlock	With emergency unlock mechanism (manual unlock rod)
Connector type	SM2.54-2x2P
Mechanical life	>500,000 times
Height of Hook	21/22/25/29/33mm
Security	The hook can withstand 150kg pull force, shockproof and tamperproof
Working temperature	-20℃ ~ +60℃
Application	Storage cabinet; logistic cabinet; vending machine, etc.

Electric Cabinet Lock



Model: PW-205A
with waterproof(IPX4)

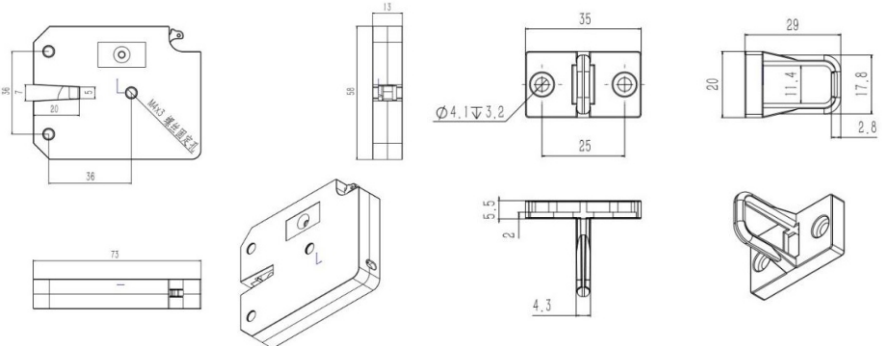

Size:	73 x 58 x 13mm, 40g/pc
Material of lock body	PPT Plastic
Surface treatment	Black or Blue color
Working power	3V, 5V, 12V, 24V, 0.8A
Operating method	Independently (close door to be locked, power on to unlock)
Emergency unlock	With emergency unlock mechanism (manual unlock rod)
Connector type	SM2.54-2x2P
Mechanical life	>500,000 times
Height of Hook	21/22/25/29/33mm
Security	The hook can withstand 50kg pull force, shockproof and tamperproof
Working temperature	-20℃ ~ +60℃
Application	Storage cabinet; logistic cabinet; vending machine, etc.

Pull Push Solenoid

- Type: Pull or Push
- Stroke: 1 ~ 32 mm
- Force: 8 g ~ 5.0 Kgs
- Voltage: 5/6/12/24/48Vdc, 110/230Vac etc…
- Mechanical life >500,000 times
- Working temperature : -20℃ ~ +60℃

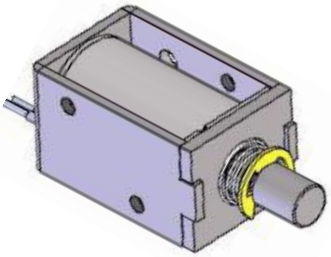

Product List

Model	Type	Frame Dimension	Stroke (mm)	Begin Force (g)	Max. Power on time (S)
JSO-0415	Pull	L14 x W10 x H8	5	8-30	15
JSO-0420	Pull	L20.5 x W12 x H11	4	60-150	5-15
JSO-0520	Pull	L27 x W24 x H17	4.5	200-300	2
JSO-0620	Pull / Push	L20 x W16 x H13	4.5	80-110	5-20
JSO-0527	Pull	L27 x W28 x H17	4.4	80	180
JSO-0627	Pull	L27 x W28 x H17	4.4	150	10
JSO-0630	Pull / Push	L20 x W16 x H13	4	80-110	5-20
JSO-0726	Pull / Push	L26 x W19 x H16	6	130/700	0.4/1.2
JSO-0730	Pull / Push	L30 x W16 x H14	10	75-350	2-10
JSO-0837	pull	L37 x W26 x H20	10	100	15-300
JSO-0946	push	L46 x W23 x H18	9	450	5
JSO-1040	Pull / Push	L40 x W29 x H24	6.5	530	continuous
JSO-1054	pull	L54 x W42 x H28	10.5	200-800	4-30
JSO-1047	pull	L46 x W30 x H26	12	700	20
JSO-1250	pull	L51 x W44 x H37	25	1200	60
JSO-1264	pull	L64 x W32 x H38	32	5000	1
JSO-1359	pull	L59 x W31 x H25	21	500-1200	60
JSO-1550	pull	L51 x W37 x H41	15	4300	2
JSO-1578	pull	L78 x W51.5 x H44	10	2500	70
JSO-8160	pull	L81 x W60 x H46	23	2000	10

Solenoid

JSO-0415-1

Type: Pull
Size: 14.3x10x8 mm
Voltage: 5V / 12V dc
Stroke: 3 mm
Initial force: 30 g
Power on time: 15 s



JSO-0415-2

Type: Pull
Size: 14.3x10x8 mm
Voltage: 5V / 12V dc
Stroke: 5 mm
Initial force: 8 g
Power on time: 5 s

JSO-0420S-1

Type: Pull & Push
Size: 20.5x12x11
Voltage: 12V dc
Stroke: 4 mm
Initial force: 150 g
Power on time: 10 s

JSO-0420-2

Type: Pull
Size: 20.5x11.5x10
Voltage: 12V dc
Stroke: 4 mm
Initial force: 75 g
Power on time: 15 s

JSO-0420L-2

Type: Pull
Size: 20.5x13x10
Voltage: 5/12V dc
Stroke: 4 mm
Initial force: 80 g
Power on time: 5 s

JSO-0520-XH-1

Type: Pull with signal
Size: 27x24x17 mm
Voltage: 5V / 12V dc
Stroke: 3.5 mm
Initial force: 200 g
Power on time: 2 s

JSO-0520-XH-2

Type: Pull with signal
Size: 27x24x17 mm
Voltage: 5V / 12V dc
Stroke: 3.5 mm
Initial force: 200 g
Power on time: 2 s

JSO-0520S-3

Type: Pull & Push
Size: 34x22x16 mm
Voltage: 5V / 12V dc
Stroke: 4.5 mm
Initial force: 300 g
Power on time: 2 s

JSO-0620-1

Type: Pull & Push
Size: 20x13x16 mm
Voltage: 12V dc
Stroke: 4.5 mm
Initial force: 80 g
Power on time: 20 s

JSO-0620-2

Type: Pull & Push
Size: 20x13x16 mm
Voltage: 12V dc
Stroke: 4.0 mm
Initial force: 80 g
Power on time: 20 s`

Solenoid

JSO-0620-3

Type: Pull & Push
Size: 20x16x13 mm
Voltage: 12V dc
Stroke: 4.0 mm
Initial force: 110 g
Power on time: 5 s

JSO-0527

Type: Pull
Size: 27x28x17.6 mm
Voltage: 6/12/24V dc
Stroke: 4.4 mm
Initial force: 80 g
Power on time: 180 s

JSO-0627

Type: Pull
Size: 27x28x17.6 mm
Voltage: 6/12/24V dc
Stroke: 4.4 mm
Initial force: 150 g
Power on time: 10 s

JSO-0630S-1

Type: Pull & Push
Size: 30x19x16
Voltage: 12/24V dc
Stroke: 7.5 mm
Initial force: 40 g
Power on time: ∞ s

JSO-0630S-2

Type: Pull & Push
Size: 30x19x24
Voltage: 12/24V dc
Stroke: 4.7 mm
Initial force: 270 g
Power on time: 20 s



JSO-0726HK-1

Type: Pull & Push
Size: 26.5x19.3x16 mm
Voltage: 12V dc
Stroke: 6 mm
Initial force: 130/700 g
On/Off time: 0.4/1.2 s

JSO-0730

Type: Pull & Push
Size: 30x16x14 mm
Voltage: 12 / 24V dc
Stroke: 10 mm
Initial force: 350 g
Power on time: 2 s

JSO-0837

Type: Pull
Size: 37x26x20 mm
Voltage: 6V dc
Stroke: >10 mm
Initial force: 100 g
Power on time: 300 s

JSO-0946

Type: Push
Size: 46x23x18 mm
Voltage: 24V dc
Stroke: 9 mm
Initial force: 450 g
Power on time: 5 s

JSO-1040

Type: Pull & Push
Size: 40x29x24 mm
Voltage: 24V dc
Stroke: 6.5 mm
Initial force: 530 g
Power on time: ∞ s

Solenoid

JSO-1054-1

Type: Pull
Size: 54x42x28 mm
Voltage: 6/12/24V dc
Stroke: 10.5 mm
Initial force: 800 g
Power on time: 4 s

JSO-1054S-1

Type: Push
Size: 54x42x28 mm
Voltage: 12/24V dc
Stroke: 8.5 mm
Initial force: 100 g
Power on time: ∞ s

JSO-1054S-2

Type: Push
Size: 54x42x28 mm
Voltage: 6/12/24V dc
Stroke: 9.3 mm
Initial force: 100 g
Power on time: ∞ s

JSO-1047

Type: Pull
Size: 46x30x26 mm
Voltage: 24V dc
Stroke: 12 mm
Initial force: 700 g
Power on time: 20 s



JSO-1250

Type: Pull & Push
Size: 51x44x37
Voltage: 12/24V dc
Stroke: 25 mm
Initial force:1.2kg@10mm
Power on time: 60 s

JSO-1264

Type: Pull & Push
Size: 64x32x38 mm
Voltage: 24Vdc/110/230Vac
Stroke: 32 mm
Initial force: 5 kg
Power on time: 1 s

JSO-1359

Type: Pull & Push
Size: 59x31x25 mm
Voltage:12/24V dc
Stroke: 21 mm
Initial force: 50 g
Power on time: ∞ s



JSO-1550

Type: Pull
Size: 51x37x41 mm
Voltage:24/48/110/230V ac
Stroke: >20 mm
Initial force: 4.3kg@15mm
Power on time: 2 s

JSO-1578

Type: Pull
Size: 78x51x44 mm
Voltage: 24V dc
Stroke: 20 mm
Initial force: 2.5kg@10mm
Power on time: 70 s

JSO-8160

Type: Push
Size: 81x60x46 mm
Voltage: 110V ac
Stroke: 23 mm
Initial force: 2.0 kg
Power on time: 10 s

Manual permanent magnetic lifter	Safety factor 3 times	Safety factor 3.5times
	1) Model:PML-100 2) Rated capacity:100kg 3) Max breakaway:300kg 4) Package size:225*130*125mm 5) Net weight: 3kg 6) EXW price: $42	1) Model:HD-1 2) Rated capacity:100kg 3) Pull off force:350kg 4) Package size:225*130*125 5) Net weight:4.1kg 6) EXW price:$60
	1) Model:PML-300 2) Rated capacity:300kg 3) Max breakaway:900kg 4) Package size:300*148*190mm 5) Net weight:9kg 6) EXW price: $72	1) Model:HD-3 2) Rated capacity:300kg 3) Max breakaway:1050kg 4) Package size:300*148*190mm 5) Net weight:11.5kg 6) EXW price:$98
	1) Model:PML-600 2) Rated capacity:600kg 3) Max breakaway:1800kg 4) Package size:350*210*220mm 5) Net weight:20kg 6) EXW price:$92	1) Model:HD-6 2) Rated capacity:600kg 3) Max breakaway:2100kg 4) Package size:350*210*220 5) Net weight:22kg 6) EXW price:$130
	1) Model:PML-1000 2) Rated capacity:1000kg 3) Max breakaway:3000kg 4) Package size:410*230*260 5) Net weight:36kg 6) EXW price:$150	1) Model:HD-10 2) Rated capacity:1000kg 3) Max breakaway:3500kg 4) Package size:410*230*260 5) Net weight:45kg 6) EXW price:$188

	1) Model:PML-2000 2) Rated capacity:2000kg 3) Max breakaway:5000kg 4) Package size:480*280*290mm 5) Net weight:68kg 6) EXW price:$268	1) Model:HD-20 2) Rated capacity:2000kg 3) Max breakaway:6000kg 4) Package size:480*280*290mm 5) Net weight:78kg 6) EXW price:$339
	1) Model:PML-3000 2) Rated capacity:3000kg 3) Max breakaway:7500kg 4) Package size:590*280*290mm 5) Net weight:80kg 6) EXW price:$343	1) Model:HD-30 2) Rated capacity:3000kg 3) Max breakaway:9000kg 4) Package size:590*280*290mm 5) Net weight:98kg 6) EXW price:$525
	1) Model:PML-5000 2) Rated capacity:5000kg 3) Max breakaway:12500kg 4) Package size:680*380*370mm 5) Net weight:192kg 6) EXW price:$725	1) Model:HD-5000 2) Rated capacity:5000kg 3) Max breakaway:15000kg 4) Package size:680*380*370mm 5) Net weight:220kg 6) EXW price:$1090

EXW price based on qty 50pcs.

double magnetic circuit lifter for thin plates

Model	Rated capacity	Cylinder capacity	Max breakaway	Safety factor	Net weight	Operating force Compared to single circuit	EXW price
PMLD-300	300kg	100kg	900kg	3 times	9.5kg	30%-40%	$117
PMLD-600	600kg	200kg	1800kg	3 times	21kg	30%-40%	$160
PMLD-1000	1000kg	300kg	3000kg	3 times	37.5kg	30%-40%	$215

	Steel plate			Cylinder steel				
Model	Max capacity	Minimum thickness	Max length	Max capacity	Max diameter	Max length	Minimum thickness	Net weight
LM-300	300kg	20mm	1500mm	150kg	300mm	1500mm	12mm	12kg
LM-600	600kg	30mm	2000mm	300kg	400mm	2000mm	20mm	20kg
LM-1000	1000kg	40mm	3000mm	500kg	450mm	3000mm	28mm	28kg
LM-1500	1500kg	50mm	3000mm	750kg	500mm	3000mm	34mm	34kg
LM-2000	2000kg	60mm	3000mm	1000kg	600mm	3000mm	40mm	40kg

Automatic permanent magnetic lifter

Model	Rated capacity	Max pull off force	Length	width	Base height	Stretch height	Weight
HC-1T	1000kg	3500kg	550mm	500mm	105mm	410mm	230kg
HC-2T	2000kg	7000kg	640mm	560mm	115mm	500mm	260kg
HC-3T	3000kg	9000kg	840mm	565mm	115mm	650mm	340kg
HC-5T	5000kg	15000kg	1060mm	700mm	145mm	900mm	620kg

Model	Capacity	Safety factor	Dimensions	EXW price
HYZ-0.6T	0.6T	1:3	400*200*250mm	$570
HYZ-1T	1T	1:3	450*220*260mm	$805
HYZ-2T	2T	1:3	500*240*320mm	$1175
HYZ-3T	3T	1:3	550*260*360mm	$1630
HYZ-5T	5T	1:3	600*280*440mm	$2760

Welding positioner



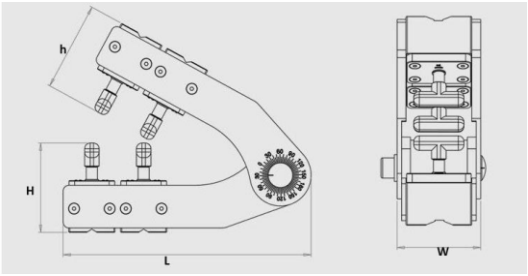

Model	L	W	H	Full Saturation thickness	Pull off force	Net weight
WM9-S1	160mm	64mm	67mm	4mm	60kg	1.6kg
WM9-S2	160mm	64mm	67mm	4mm	120kg	2.25kg
WM9-M1	230mm	75mm	80mm	5mm	120kg	2.2kg
WM9-M2	230mm	75mm	80mm	5mm	240kg	3.6kg

Model	Dimensions	Full Saturation thickness	Shear working load	Pull off force	Net weight
MWC2S	50*31.5*66mm	4mm	6kg	60kg	0.38kg
MWC2M	60*41.5*80mm	5mm	8kg	120kg	0.65kg
MWC2L	64*48*90mm	10mm	10kg	185kg	1.0kg

Electro magnet

Model	Dimensions	Rated capacity	Max pull off force	Weight
EPP-30S	176*68*237mm	30kg	180kg	1.8kg
EPP-30L	176*68*547mm	30kg	180kg	2.0kg
EPP-50S	176*68*255mm	50kg	300kg	2.7kg
EPP-30S	176*68*565mm	50kg	300kg	2.9kg

Push buttons - výtahové tlačítka

Kone button A type



Kone button B type



Kone button C type



Kone button D type



Schindler button A type



Schindler button B type

Thyssen button A type

Thyssen button B type

Otis button A type



Otis button B type



Keys - Klíče

2801

2802

2803

Adremot®
technologies

www.adremot.cz

adremot@adremot.cz